

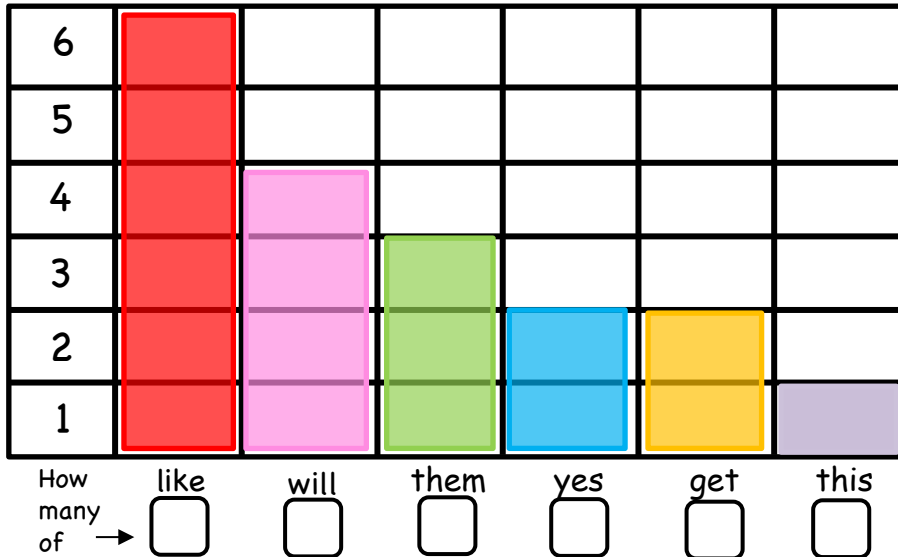
Reach/Fundations Sight Word Graphing



Grade 1
Units 1-8



yes get like like
 them them like
 get like them will
 will yes like this
 like will will



Sheridan '17

Sheridan '19

In this file, students practice Foundations sight words along with a bit of graphing, sentence writing, and addition. Use one sheet per week as a work table activity - each page is labeled with the unit and week.

Pages of the same unit and week are meant to be printed back-to-back.

Directions:

1. Find each word that is the same and color it with one color crayon or colored pencil. (ex. The words "eyes" are all colored red.) Color each word a different color.
2. Count each set of words and write the number at the bottom of the graph.
3. Color the boxes to match the color and number. Repeat until all the words are graphed.
4. Complete the opposite side of the paper.
Units 1-4 write words 4x and draw one word.
Units 5-8 write 2 sentences and add letter values.
5. Students can color the accompanying graphics.

No cutting and pasting this time, yay!



them this yes
 like get them get
 this will this
 get yes get will
 this this them
 this will get
 like yes them get

6						
5						
4						
3						
2						
1						
	get	them	like	this	will	yes

How many of each? →

Write each word 3 times each.

get


them

like

this

will

yes



Choose 1 word.

Write the word and draw it in the box below.

A large rectangular box with a dashed border, containing three horizontal lines for writing: a solid top line, a dashed middle line, and a solid bottom line.

and is the is a
 his and of is
 is and of and
 and of his of
 his is his of
 a his and is

6						
5						
4						
3						
2						
1						
	the	a	and	is	his	of

How many of each? →

Write each word 3 times each.

the

a

and

is

his

of



Choose 1 word.

Write the word and draw it in the box below.

A large rectangular box with a dashed border, intended for writing and drawing. At the bottom of the box, there are three horizontal lines for writing: a solid top line, a dashed middle line, and a solid bottom line.

big went if
 went no if went
 came if no
 no went came
 if came no if
 went if long big

6						
5						
4						
3						
2						
1						
	big	went	if	long	no	came

How many of each? →

Write each word 3 times each.

big


went

if

long

no

came



Choose 1 word.

Write the word and draw it in the box below.

A large rectangular box with a dashed border, intended for writing and drawing. At the bottom of the box, there are three horizontal lines for writing: a solid top line, a dashed middle line, and a solid bottom line.

ask an ask
 its
 an just its its
 don't ask just an
 its don't ride its
 ask just
 ask an just ask

6						
5						
4						
3						
2						
1						
	ask	an	its	ride	just	don't

How many of each? →

Write each word 3 times each.

ask

an

its


ride

just

don't

Choose 1 word.

Write the word and draw it in the box below.



A large rectangular box with a dashed border, intended for drawing and writing. Inside the box, there are three horizontal lines for writing: a solid top line, a dashed middle line, and a solid bottom line.

know as know
 got blue got blue
 as
 as know right
 got as
 know
 know right as
 red got blue know

6						
5						
4						
3						
2						
1						
	blue	red	know	right	got	as

How many of each? →

Write each word 3 times each.

blue

red

know

right

got

as



Choose 1 word.

Write the word and draw it in the box below.

A large dashed rectangular box for drawing. At the bottom of the box, there are three horizontal lines for writing: a solid top line, a dashed middle line, and a solid bottom line.

into has every
 every to take to
 has we into
 to to every
 take has to has
 every to into has

6						
5						
4						
3						
2						
1						
	has	to	into	take	every	we

How many of each? →

Write each word 3 times each.

has


to

into

every

we

take



Choose 1 word.

Write the word and draw it in the box below.

A large rectangular box with a dashed border, containing three horizontal lines (top, middle dashed, bottom) for writing and drawing.

for be he for
 he or me she
 me for or or
 she me
 or or for
 for or he

6						
5						
4						
3						
2						
1						
	be	she	he	me	for	or

How many of each? →

Write each word 3 times each.

be


she

he

me

for

or



Choose 1 word.
Write the word and draw it in the box below.

A large rectangular box with a dashed border, containing three horizontal lines (top, middle dashed, bottom) for writing and drawing.

green

four

green

jump

four

pretty

green

four

green

away

pretty

old

away

four

jump

pretty

four

pretty

green

away

green

6						
5						
4						
3						
2						
1						
	pretty	jump	green	four	away	old

How many of each? →

Write each word 3 times each.

pretty


jump

green

four

away

old



Choose 1 word.

Write the word and draw it in the box below.

A large rectangular box with a dashed border, intended for drawing. At the bottom of the box, there are three horizontal lines for writing: a solid top line, a dashed middle line, and a solid bottom line.

think well think

well saw ran saw

help well think

saw help help

let well ran

think saw think

6						
5						
4						
3						
2						
1						
	saw	well	think	ran	let	help

How many of each? →

Write each word 3 times each.

saw

well

think

ran

let

help

Choose 1 word.

Write the word and draw it in the box below.



A large rectangular box with a dashed border, containing three horizontal lines for writing: a solid top line, a dashed middle line, and a solid bottom line.

yellow five sleep
 sleep six yellow
 yellow six yellow
 sleep six make
 brown brown five
 yellow make five
 sleep five sleep
 sleep brown

6						
5						
4						
3						
2						
1						
	make	sleep	brown	yellow	five	six

How many of each? →

Write each word 3 times each.

make

sleep


brown

yellow

five

six

Choose 1 word.
Write the word and draw it in the box below.



A large rectangular box with a dashed border, intended for drawing. Below the box are three horizontal lines for writing: a solid top line, a dashed middle line, and a solid bottom line.

stop again walk
 eat may eat again
 walk play stop
 walk again may
 stop stop eat again
 walk again walk

6						
5						
4						
3						
2						
1						
	walk	eat	again	play	may	stop

How many of each? →

Write each word 3 times each.

walk

eat

again


play

may

stop

Choose 1 word.

Write the word and draw it in the box below.



A large rectangular box with a dashed border, intended for drawing. Below the box are three horizontal lines for writing: a solid top line, a dashed middle line, and a solid bottom line.

you your you
 they cold off
 your you
 purple they
 off you cold off
 you off off they

6						
5						
4						
3						
2						
1						
	you	your	purple	they	off	cold

How many of each? →

Write each word 3 times each.

you

your

purple

they

off

cold

Choose 1 word.

Write the word and draw it in the box below.



A large rectangular box with a dashed border, intended for drawing. Below the box are three horizontal lines for writing: a solid top line, a dashed middle line, and a solid bottom line.

was said seven
 eight was was said
 today eight said
 was seven seven
 said seven eight
 was said today
 seven one

6						
5						
4						
3						
2						
1						
	today	one	said	seven	eight	was

How many of each? →

Write each word 3 times each.

today

one

said

seven

eight

was

Choose 1 word.

Write the word and draw it in the box below.



A large rectangular box with a dashed border, containing three horizontal lines (top, middle dashed, bottom) for writing and drawing.

fly does myself
do fly do from
fly have do
do fly have
have do does
myself does do

6						
5						
4						
3						
2						
1						
	from	have	do	does	fly	myself

How many of each? →

Write each word 3 times each.

from

have

do


does

fly

myself

Choose 1 word.

Write the word and draw it in the box below.



A large rectangular box with a dashed border, intended for writing and drawing. At the bottom of the box, there are three horizontal lines for writing: a solid top line, a dashed middle line, and a solid bottom line.

are round what

were were are

when who who

who who are

were what what

are round are

6						
5						
4						
3						
2						
1						
	round	are	when	what	were	who

How many of each? →

Write each word 3 times each.

round


are

when

what

were

who



Choose 1 word.

Write the word and draw it in the box below.

A large rectangular box with a dashed border, containing three horizontal lines (top, middle dashed, bottom) for writing and drawing.

there where
 where tell there
 keep keep much
 keep there
 much here tell
 there tell where

6						
5						
4						
3						
2						
1						
	where	there	tell	here	much	keep

How many of each? →

Write each word 3 times each.

where


there

tell

here

much

keep



Choose 1 word.

Write the word and draw it in the box below.

A large rectangular box with a dashed border, intended for drawing. Below the box are three horizontal lines for writing: a solid top line, a dashed middle line, and a solid bottom line.

why must by by
 must by my
 why try
 by must try
 my by try by
 why must give


6						
5						
4						
3						
2						
1						
	why	by	try	my	give	must

How many of each? →

why by try my give must

Choose 2 words and write a sentence for each. Underline the word.

Add the letters and write the sum in each box.



W₄ H₄ Y₄ =

B₃ Y₄ =

T₁ R₁ Y₄ =

M₃ Y₄ =

G₂ I₁ V₄ E₁ =

M₃ U₁ S₁ T₁ =

two put two
 white black
 black two
 white white
 ten
 two start ten
 two ten put black

6						
5						
4						
3						
2						
1						
	put	two	start	black	white	ten

How many of each? →

put two start black white ten

Choose 2 words and write a sentence for each. Underline the word.

Add the letters and write the sum in each box.

P₃ U₁ T₁ =

T₁ W₄ O₁ =

S₁ T₁ A₁ R₁ T₁ =

B₃ L₁ A₁ C₃ K₅ =

W₄ H₄ I₁ T₁ E₁ =

T₁ E₁ N₁ =



very also bring
 some too too come
 also some
 too bring very
 some very also
 very too some

6						
5						
4						
3						
2						
1						
	too	very	also	some	come	bring

How many of each? →

Name _____ Unit 5/3

too very also some come bring

Choose 2 words and write a sentence for each. Underline the word.

Add the letters and write the sum in each box.



$$\begin{matrix} T_1 & O_1 & O_1 & = & \square \end{matrix}$$

$$\begin{matrix} V_4 & E_1 & R_1 & Y_4 & = & \square \end{matrix}$$

$$\begin{matrix} A_1 & L_1 & S_1 & O_1 & = & \square \end{matrix}$$

$$\begin{matrix} S_1 & O_1 & M_3 & E_1 & = & \square \end{matrix}$$

$$\begin{matrix} C_3 & O_1 & M_3 & E_1 & = & \square \end{matrix}$$

$$\begin{matrix} B_3 & R_1 & I_1 & N_1 & G_2 & = & \square \end{matrix}$$

could should could
 should should
 would would
 drink goes
 would goes always
 could goes drink

6						
5						
4						
3						
2						
1						
	would	could	should	goes	always	drink

How many of each? →

Name _____ Unit 5/4

could would should goes always drink

Choose 2 words and write a sentence for each. Underline the word.

Add the letters and write the sum in each box.

C₃ O₁ U₁ L₁ D₂ =


S₁ H₄ O₁ U₁ L₁ D₂ =

W₄ O₁ U₁ L₁ D₂ =

G₂ O₁ E₁ S₁ =

A₁ L₁ W₄ A₁ Y₄ S₁ =

D₂ R₁ I₁ N₁ K₅ =



soon open gave
soon made run
made gave
open once
once made
open once
gave made gave

6						
5						
4						
3						
2						
1						
	once	soon	made	run	gave	open

How many of each? →

Name _____ Unit 6/1

once soon made run gave open

Choose 2 words and write a sentence for each. Underline the word.

Add the letters and write the sum in each box.



O₁ N₁ C₃ E₁ =

S₁ O₁ O₁ N₁ =

M₃ A₁ D₂ E₁ =

R₁ U₁ N₁ =

G₂ A₁ V₄ E₁ =

O₁ P₃ E₁ N₁ =

number three find
 her us us over
 three three over
 over us over
 us us over us
 her over number

6						
5						
4						
3						
2						
1						
	her	number	over	find	us	three

How many of each? →

her number over find us three

Choose 2 words and write a sentence for each. Underline the word.

Add the letters and write the sum in each box.

H₄ E₁ R₁ =


N₁ U₁ M₃ B₃ E₁ R₁ =

O₁ V₄ E₁ R₁ =

F₄ I₁ N₁ D₂ =

U₁ S₁ =

T₁ H₄ R₁ E₁ E₁ =



better hold better
 warm buy ate hold
 warm buy buy
 buy funny ate
 ate ate warm
 warm
 buy ate ate better

6						
5						
4						
3						
2						
1						
	better	hold	buy	funny	warm	ate

How many of each? →

better hold buy funny warm ate

Choose 2 words and write a sentence for each. Underline the word.

Add the letters and write the sum in each box.

B₃ E₁ T₁ T₁ E₁ R₁ =


H₄ O₁ L₁ D₂ =

B₃ U₁ Y₄ =

A₁ T₁ E₁ =

W₄ A₁ R₁ M₃ =

F₄ U₁ N₁ N₁ Y₄ =



those full those

light use done fast

full fast use full
done

fast use done light

those full those

6						
5						
4						
3						
2						
1						
	those	full	done	use	fast	light

How many of each? →

full those done use fast light

Choose 2 words and write a sentence for each. Underline the word.

Add the letters and write the sum in each box.

F₄ U₁ L₁ L₁ =


D₂ O₁ N₁ E₁ =

U₁ S₁ E₁ =

F₄ A₁ S₁ T₁ =

L₁ I₁ G₂ H₄ T₁ =

T₁ H₄ O₁ S₁ E₁ =



many out hurt any
 pick pull out pick
 pull out many pick
 out pull hurt pick
 out pick many

6						
5						
4						
3						
2						
1						
	any	many	pick	hurt	pull	out

How many of each? →

any many pick hurt pull out

Choose 2 words and write a sentence for each. Underline the word.

Add the letters and write the sum in each box.

P₃ U₁ L₁ L₁ =

M₃ A₁ N₁ Y₄ =

P₃ I₁ C₃ K₅ =

H₄ U₁ R₁ T₁ =

A₁ N₁ Y₄ =

O₁ U₁ T₁ =



kind how which
 down now down
 how now how
 now together
 now now down
 kind how now
 which down kind


6						
5						
4						
3						
2						
1						
	together	which	kind	down	now	how

How many of each? →

which kind together how now down

Choose 2 words and write a sentence for each. Underline the word.

Add the letters and write the sum in each box.



W₄ H₄ I₁ C₃ H₄ =

K₅ I₁ N₁ D₂ =

H₄ O₁ W₄ =

N₁ O₁ W₄ =

D₂ O₁ W₄ N₁ =

T₁ O₁ G₂ E₁ T₁ H₄ E₁ R₁ =

about out about
 out fall out our
 small fall small
 our our fall
 our small fall out
 our our carry fall

6						
5						
4						
3						
2						
1						
	out	about	our	fall	carry	small

How many of each? →

out about our fall carry small

Choose 2 words and write a sentence for each. Underline the word.

Add the letters and write the sum in each box.



O₁ U₁ T₁ =

O₁ U₁ R₁ =

F₄ A₁ L₁ L₁ =

S₁ M₃ A₁ L₁ L₁ =

C₃ A₁ R₁ R₁ Y₄ =

A₁ B₃ O₁ U₁ T₁ =

people show found
 people read wash
 show month found
 found show show
 show show found
 found wash people

6						
5						
4						
3						
2						
1						
	people	month	read	found	wash	show

How many of each? →

people month read wash found show

Choose 2 words and write a sentence for each. Underline the word.

Add the letters and write the sum in each box.

P₃ E₁ O₁ P₃ L₁ E₁ =

M₃ O₁ N₁ T₁ H₄ =

R₁ E₁ A₁ D₂ =

W₄ A₁ S₁ H₄ =

S₁ H₄ O₁ W₄ =

F₄ O₁ U₁ N₁ D₂ =



little want little

far far been far
own

own little sing

little been sing

little been little

6						
5						
4						
3						
2						
1						
	little	been	own	want	sing	far

How many of each? →

little been own want sing far

Choose 2 words and write a sentence for each. Underline the word.

Add the letters and write the sum in each box.

L₁ I₁ T₁ T₁ L₁ E₁ =

B₃ E₁ E₁ N₁ =

O₁ W₄ N₁ =

W₄ A₁ N₁ T₁ =

S₁ I₁ N₁ G₂ =

F₄ A₁ R₁ =



grow

Mrs.

Mr.

live clean

Mrs.

draw

Mr.

clean

clean

clean

live

Mr.

Mrs.

clean

Mr.


6						
5						
4						
3						
2						
1						
	Mr.	Mrs.	live	draw	clean	grow

How many of each? →

Mr. Mrs. clean grow live draw

Choose 2 words and write a sentence for each. Underline the word.

Add the letters and write the sum in each box.



M₃ R₁ =

M₃ R₁ S₁ =

D₂ R₁ A₁ W₄ =

G₂ R₁ O₁ W₄ =

L₁ I₁ V₄ E₁ =

C₃ L₁ E₁ A₁ N₁ =