



Leap Frog!

Hoppin' Around the Hundred Chart

<http://www.teacherspayteachers.com/Store/Marjorie-Sheridan>

- ◆ **Leap Frog** is a game to help primary students practice "ten more/ten less" and "one more/one less" addition and subtraction on a hundred chart. The primary teaching objective of the game is for students to mentally find 10 more or 10 less than a number without having to count (Common Core 1.NBT.4). I've included an additional board - 101 to 200, and an additional card set (with + and - 2's and 20's) for differentiation.

Each player takes a turn rolling the die and moving his game piece the number of spaces indicated. If the player lands on a frog, he draws a frog card. There are four card variations: +1, -1, +10, -10. The player must then move his game piece to the new number. For example, if a player is on 17 and draws a card that shows +10, he moves his game piece to 27. The first player to reach or exceed 100 is the winner.

Each game set is for 1-4 players. You will need one die and some game pieces (bingo chips, water bottle caps, etc.).

Included:

Cover Page

Description/directions page

Game board 1-100 (4 pages)

Game cards (2 pages)

Game board 101-200 (4 pages)






Game cards (2 pages)

Prep: Print, cut, and laminate frog cards. Print, cut (leave flaps), and laminate the game board pieces. Assemble by attaching pieces to the flaps as indicated (I glued them with a glue stick to set them in place, then secured with clear packing tape).






To view this file , please check that you have the latest version of [ADOBE READER](#). Then, open the file with ADOBE READER. That's it. On a MAC, make sure to "Open With" ADOBE READER and NOT Preview.

Graphics by www.graphicsfactory.com






Start 1	2	3	4	5
11	 12	13	14	 15
21	22	23	 24	25
31	 32	33	34	35
41	42	43	 44	45








Attach piece 1-45 here.	6	7	8	9	10
	16	 17	18	19	 20
	26	27	28	 29	30
	36	 37	38	39	40
	46	47	48	49	 50
Attach piece 56-100 here.					



Attach piece 1-45 here.






51	52	53	54	 55
61	 62	63	64	65
71	72	73	74	 75
81	 82	83	 84	85
91	92	93	94	95






Attach piece 56-100 here.

56	57	58	59	60
66	 67	68	 69	70
76	77	 78	79	80
 86	87	88	89	 90
96	97	98	99	Finish! 100















Start 101	102	103	104	105
111	 112	113	114	 115
121	122	123	 124	125
131	 132	133	134	135
141	142	143	 144	145

Attach piece 1-45 here.	106	107	108	109	110
	116	 117	118	119	 120
	126	127	128	 129	130
	136	 137	138	139	140
	146	147	148	149	 150
Attach piece 56-100 here.					

Attach piece 1-45 here.

151	152	153	154	 155
161	 162	163	164	165
171	172	173	174	 175
181	 182	183	 184	185
191	192	193	194	195

Attach piece 56-100 here.

156	157	158	159	160
166	 167	168	 169	170
176	177	 178	179	180
 186	187	188	189	 190
196	197	198	199	200 <i>Finish!</i>



-1



-1



-1



-1



-2



-2



-2



+1



+1



+1



+1



+2



+2



+2



+2



+10



+10



+10



+10



+20



+20



+20



+20



-10




-10




-10



-10



-20



-20



-20