

Handwriting

Practice Pages

by
Mrs. Sheridan 2020

*Foundations
Handwriting*



sky line



plane line




grass line




worm line


Name _____




A handwriting practice row for the letter 'A'. It features a solid top line, a dashed middle line, and a solid bottom line. A dashed uppercase letter 'A' is positioned at the beginning of the row for tracing.



A handwriting practice row for the letter 'a'. It features a solid top line, a dashed middle line, and a solid bottom line. A dashed lowercase letter 'a' is positioned at the beginning of the row for tracing.






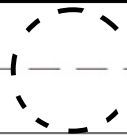
A handwriting practice row for the letter 'B'. It features a solid top line, a dashed middle line, and a solid bottom line. A dashed uppercase letter 'B' is positioned at the beginning of the row for tracing.





A handwriting practice row for the letter 'b'. It features a solid top line, a dashed middle line, and a solid bottom line. A dashed lowercase letter 'b' is positioned at the beginning of the row for tracing.


Name _____


 _____
 - - - - -
 _____





 - - - - -

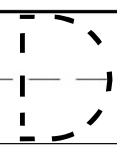
 _____





 _____


 - - - - -

 _____

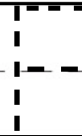
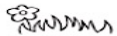
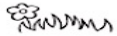
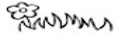



 - - - - -





 _____







Name _____







Name _____

 _____
 _____
 _____
 _____





o

 _____
 _____
 _____
 _____

o

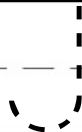
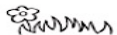
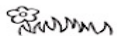
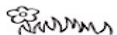
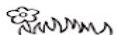
 _____
 _____
 _____
 _____

h

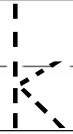
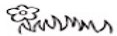
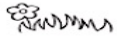
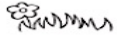

 _____
 _____
 _____
 _____

h

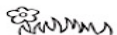
Name _____



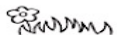
Name _____



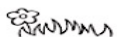
Name _____



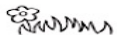
M



m

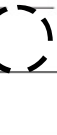
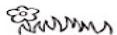
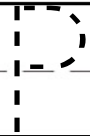

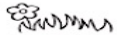
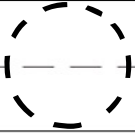



N



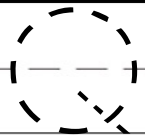






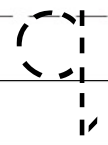


n



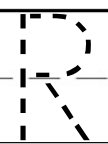


Name _____








Name _____

 _____
  _____
 _____
 _____

 _____
  _____
 _____
 _____

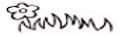
 _____
  _____
 _____
 _____

 _____
  _____
 _____
 _____

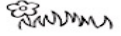
Name _____



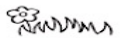
S



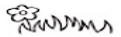
S



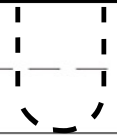
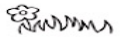
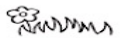
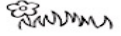
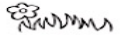
T



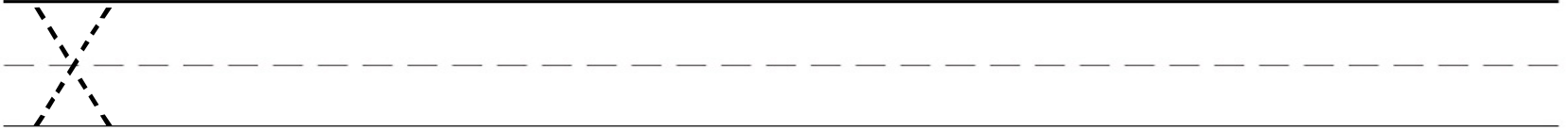
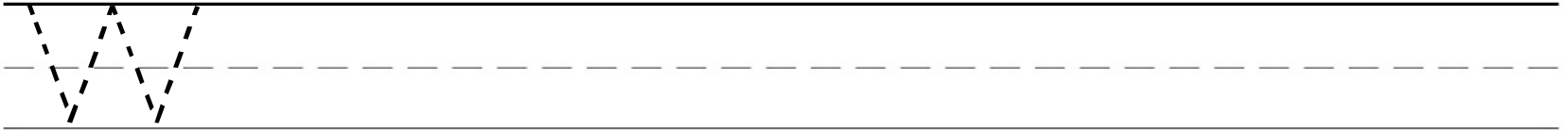
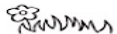
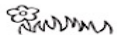
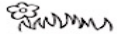

T



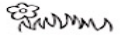
Name _____



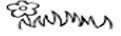
Name _____



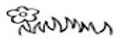
Name _____



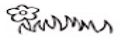
Handwriting practice lines for uppercase letter Y. The first line shows a dashed uppercase 'Y' for tracing. The following lines are blank for independent practice.



Handwriting practice lines for uppercase letter Y. The first line shows a dashed uppercase 'Y' for tracing. The following lines are blank for independent practice.









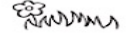

Handwriting practice lines for uppercase letter Z. The first line shows a dashed uppercase 'Z' for tracing. The following lines are blank for independent practice.



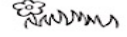







Handwriting practice lines for uppercase letter Z. The first line shows a dashed uppercase 'Z' for tracing. The following lines are blank for independent practice.

Name _____





 _____
 _____
 _____
 _____





 _____
 _____
 _____
 _____





 _____
 _____
 _____
 _____





 _____
 _____
 _____
 _____

Name _____


 _____
 5 _____
 _____
 _____

 _____
 6 _____
 _____
 _____

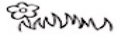
 _____
 7 _____
 _____
 _____

 _____
 8 _____
 _____
 _____


Name _____




9



10

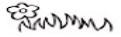


one

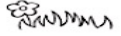


two

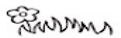
Name _____



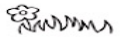
three



four




five

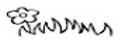


six

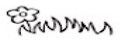
Name _____




seven



eight

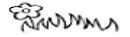


nine

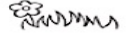



ten


Name _____



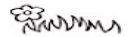
green



yellow

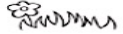


black

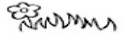


brown

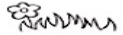
Name _____



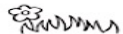
red



blue



pink



white