

Phonics Fun: Fill-in-the-Letter Picture Sorts

Created by Mrs. Sheridan



**I hope you find this
phonics resource
helpful!**

**Use as a center, small group, or
independent morning work activity.**

Directions:

- 1. Print one recording sheet for each student.**
- 2. Print the related picture page for every 2 students.**
- 3. Students fill in the missing letters, then cut, sort, and paste the pictures under each corresponding heading.**

Contents

short a, i, o.....	pages 4-5
short e, i, o.....	pages 6-7
short a, e, u.....	pages 8-9
short a, long a.....	pages 10-11
short i, long i.....	pages 12-13
short o, long o.....	pages 14-15
short e, long e.....	pages 16-17
short u, long u.....	pages 18-19
long a, long i.....	pages 20-21
long u, long o.....	pages 22-23
tr, gr, br.....	pages 24-25
fl, sl, cl.....	pages 26-27
fr, gr, tr.....	pages 28-29
gl, br, dr.....	pages 30-31
cl, cr, pl.....	pages 32-33
ending sounds nd, st, nt.....	pages 34-35
ending sounds mp, nk.....	pages 36-37
ch, th.....	pages 38-39
wh, sh.....	pages 40-41
sh, th, ch.....	pages 42-43
ea, ai, oa.....	pages 44-45
oo, ow.....	pages 46-47
ay, ai.....	pages 48-49

Name _____

1. Fill in the missing vowel for each picture.
2. Cut and paste each picture under the correct vowel.

short a

--	--	--	--

short i

--	--	--	--

short o

--	--	--	--




h _ n d



b _ b



c _ t




p _ g



f r _ g



b _ t



f _ s h



l _ g



b _ g



k _ d s



d _ g



m _ p




h _ n d



b _ b



c _ t




p _ g



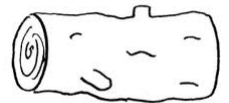
f r _ g



b _ t



f _ s h



l _ g



b _ g



k _ d s



d _ g



m _ p

Name _____

1. Fill in the missing vowel for each picture.
2. Cut and paste each picture under the correct vowel.

short e

--	--	--	--

short i

--	--	--	--

short o

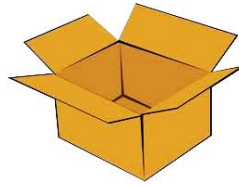
--	--	--	--



b _ d



ch _ cks



b _ x



p _ n



ch _ n



p _ ts



sh _ ll



Sw _ m



bl _ cks



b _ ll



tw _ ns



s _ cks



b _ d



ch _ cks



b _ x



p _ n



ch _ n



p _ ts



sh _ ll



sw _ m



bl _ cks



b _ ll



tw _ ns



s _ cks

Name _____

1. Fill in the missing vowel for each picture.
2. Cut and paste each picture under the correct vowel.

short a

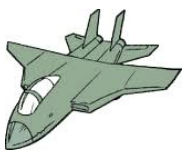
--	--	--	--

short e

--	--	--	--

short u

--	--	--	--




j _ t



f l _ g



r _ g



T-R _ x



t _ n t



tr _ p



st _ mp




gl _ ss



c _ p



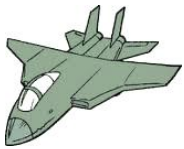
c _ b



b _ g



b _ l t




j _ t



f l _ g



r _ g



T-R _ x



t _ n t



tr _ p



st _ mp




gl _ ss



c _ p



c _ b



b _ g



b _ l t

Name _____

1. Fill in the missing letters for each picture.
2. Cut and paste each picture under the correct vowel sound.

Short a words



Long a words






c _ k _



fl _ g



sk _ t _



gl _ ss



gr _ p _ s




h _ t



pl _ t _



b _ t



c _ p _



st _ mp



gr _ v _



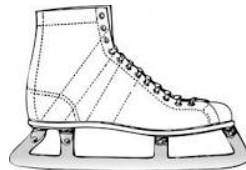
h _ nd



c _ k _



fl _ g



sk _ t _



gl _ ss



gr _ p _ s




h _ t



pl _ t _



b _ t



c _ p _



st _ mp



gr _ v _



h _ nd

Name _____

1. Fill in the missing letters for each picture.
2. Cut and paste each picture under the correct vowel sound.

Short i words



--	--	--	--

--	--

Long i words



--	--	--	--

--	--



b _ k _




b _ b



t _ r _



cr _ b



str _ p _



f _ st



f _ r _



ch _ ck



m _ c _



sh _ p



br _ d _



w _ ngs



b _ k _




b _ b



t _ r _



cr _ b



str _ p _



f _ st



f _ r _



ch _ ck



m _ c _



sh _ p



br _ d _




w _ ngs

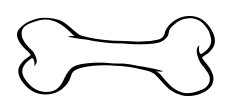
Name _____


1. Fill in the missing vowels for each picture.
2. Cut and paste each picture under the correct vowel sound.

Short o words



Long o words






r _ p _



s _ cks



c _ n _



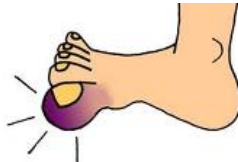
b _ x



b _ n _



bl _ cks



t _ _



p _ t s



r _ s _




t _ p



h _ s _



m _ p




r _ p _



s _ cks



c _ n _



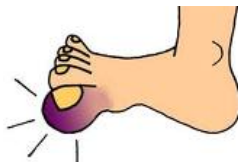
b _ x



b _ n _



bl _ cks



t _ _



p _ t s



r _ s _



t _ p



h _ s _




m _ p

Name _____

- 1. Fill in the missing letters for each picture.
- 2. Cut and paste each picture under the correct vowel sound.

Short e words



--	--	--	--


--	--

Long e words



--	--	--	--

--	--



t r _ _

10

t _ n



f _ t



w _ b

3

t h r _ _



b _ d



q u _ _ n




p _ n




k n _ _




c h _ c k



p _ l



r _ d



t r _ _

10

t _ n



f _ t



w _ b

3

t h r _ _



b _ d



q u _ _ n




p _ n



k n _ _



c h _ c k



p _ l



r _ d

Name _____

1. Fill in the missing letters for each picture.
2. Cut and paste each picture under the correct vowel sound.


Short u words



--	--	--	--


--	--

Long u words



--	--	--	--

--	--



t _ n _



s _ n



c _ b _




b _ mp



fl _ t _




r _ g



m _ l _




t _ b



h _ g _



st _ mp



t _ b _



m _ g



t _ n _



s _ n



c _ b _



b _ mp



fl _ t _




r _ g



m _ l _




t _ b



h _ g _



st _ mp



t _ b _



m _ g

Name _____

1. Fill in the missing letters for each picture.
2. Cut and paste each picture under the correct vowel sound.

Long a words


Long i words



c _ k _



b _ k _




sk _ t _



t _ r _



gr _ p _ s




str _ p _




pl _ t _



f _ r _



c _ p _



m _ c _



gr _ v _



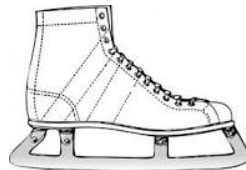
br _ d _



c _ k _



b _ k _




sk _ t _



t _ r _



gr _ p _ s




str _ p _




pl _ t _



f _ r _



c _ p _



m _ c _



gr _ v _




br _ d _

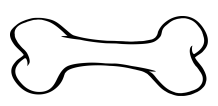
Name _____


1. Fill in the missing letters for each picture.
2. Cut and paste each picture under the correct vowel sound.

Long u words



Long o words





r _ p _



t _ n _



c _ n _



c _ b _



b _ n _



fl _ t _




t _ _



m _ l _




r _ s _




h _ g _



h _ s _



t _ b _



r _ p _



t _ n _



c _ n _



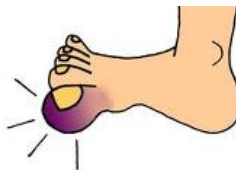
c _ b _



b _ n _



fl _ t _




t _ _



m _ l _




r _ s _



h _ g _



h _ s _



t _ b _

Name _____

1. Fill in the missing blend for each picture.
2. Cut and paste each picture under the correct blend sound.

tr words


--	--	--	--

gr words

--	--	--	--

br words


--	--	--	--



__unk



__apes



__icks



__ass




uck



ide




__ill




__ain



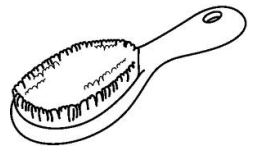
ave




__ain



ee




__ush



__unk



__apes



__icks



__ass




uck



ide




__ill




__ain



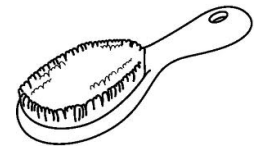
ave



__ain



ee



__ush

Name _____

1. Fill in the missing blend for each picture.
2. Cut and paste each picture under the correct blend sound.

fl words

--	--	--	--

sl words


--	--	--	--

cl words

--	--	--	--



__ a w



__ o w e r



__ a m



__ i p p e r



__ i c e



__ o w n




__ y



__ o c k



__ a g



__ i d e




__ a m e



__ e d



__ a w



__ o w e r



__ a m



__ i p p e r



__ i c e



__ o w n



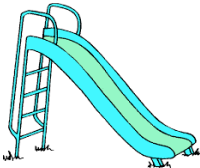
__ y



__ o c k



__ a g



__ i d e



__ a m e



__ e d

Name _____

1. Fill in the missing blend for each picture.
2. Cut and paste each picture under the correct blend sound.

fr words

--	--	--	--

gr words

--	--	--	--

tr words

--	--	--	--




__ own



__ ain



__ aph



__ iangle



__ ies



__ uck



__ ame



__ ee



__ ill



__ apes



__ ass



__ og




__ own



__ ain



__ aph



__ iangle



__ ies



__ uck



__ ame



__ ee



__ ill



__ apes



__ ass



__ og

Name _____

1. Fill in the missing blend for each picture.
2. Cut and paste each picture under the correct blend sound.

gl words

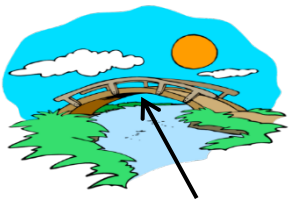
--	--	--	--

br words

--	--	--	--

dr words


--	--	--	--



__idge



__ide



__oves



__ip



__ue



__agon



__ush



__obe



__rum



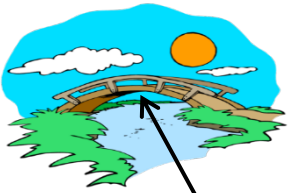
__ass



__ess




__ead



__idge



__ide



__oves



__ip



__ue



__agon



__ush



__obe



__rum



__ass



__ess



__ead

Name _____

1. Fill in the missing blend for each picture.
2. Cut and paste each picture under the correct blend sound.

cl words

--	--	--	--

cr words

--	--	--	--

pl words

--	--	--	--



__ a m



__ o w n



__ u s



__ a b



__ a y



__ o u d



__ i b



__ a t e



__ u b



__ o w



__ o w



__ o w n



__ a m



__ o w n



__ u s



__ a b



__ a y



__ o u d



__ i b



__ a t e



__ u b



__ o w



__ o w



__ o w n

Name _____

1. Fill in the missing end blend for each picture.
2. Cut and paste each picture under the correct end blend.

Words ending in "nd"

--	--	--

Words ending in "st"

--	--	--

Words ending in "nt"

--	--	--



h a _ _



v e _ _



c a _ _



a _ _



n e _ _



c e _ _



f i _ _



t e _ _



b a _ _



s a _ _



p o _ _



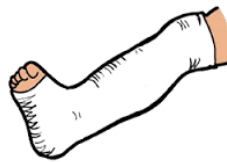
p l a _ _



h a _ _



v e _ _



c a _ _



a _ _



n e _ _



c e _ _



f i _ _




t e _ _



b a _ _



s a _ _



p o _ _



p l a _ _

Name _____

1. Fill in the missing end blend for each picture.
2. Cut and paste each picture under the correct end blend..

Words ending in "mp"

Words ending in "nk"



sku _ _



la _ _



si _ _




ju _ _



dri _ _




bu _ _




hu _ _



sta _ _



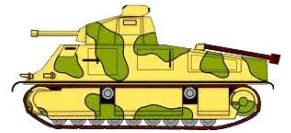
tru _ _



ba _ _



stu _ _



ta _ _



sku _ _



la _ _



si _ _




ju _ _



dri _ _




bu _ _




hu _ _



sta _ _



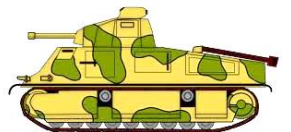
tru _ _



ba _ _



stu _ _



ta _ _

Name _____

1. Fill in the missing end blend for each picture.
2. Cut and paste each picture under the correct vowel sound.

"ch"

"th"



w r e a _ _



w a t _ _



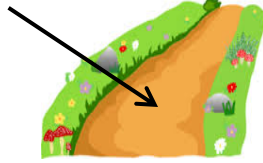
e a r _ _



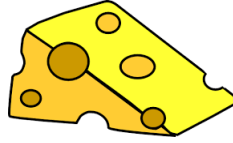
_ _ i n



p e a _ _



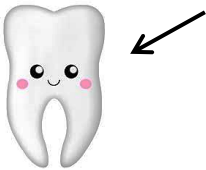
p a _ _



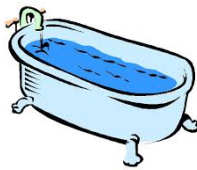
_ _ e e s e



m o u _ _



t o o _ _



b a _ _



_ _ a i r



t o r _ _



w r e a _ _



w a t _ _



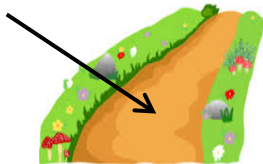
e a r _ _



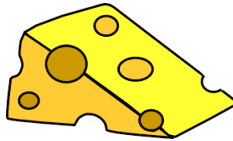
_ _ i n



p e a _ _



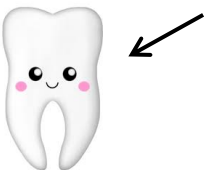
p a _ _



_ _ e e s e



m o u _ _



t o o _ _



b a _ _



_ _ a i r



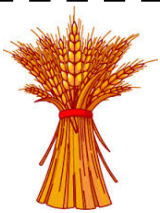
t o r _ _

Name _____

- 1. Fill in the missing end blend for each picture.
- 2. Cut and paste each picture under the correct vowel sound.

"wh"

"sh"




_ _ eat



_ _ ip




bru _ _



_ _ ite



_ _ isk



fi _ _



_ _ ip




_ _ eep




_ _ orts



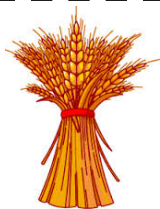
di _ _



_ _ ale



_ _ eel




_ _ eat



_ _ ip




bru _ _



_ _ ite



_ _ isk



fi _ _



_ _ ip




_ _ eep




_ _ orts



di _ _



_ _ ale



_ _ eel

Name _____

1. Fill in the missing beginning sounds for each picture.
2. Cut and paste each picture under the correct beginning sound.

sh words

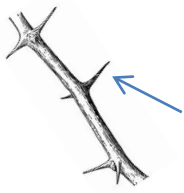
--	--	--

th words

--	--	--

ch words

--	--	--



orn



air



ip




ick

13

irteen



oe



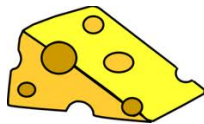
erry



ree



eep



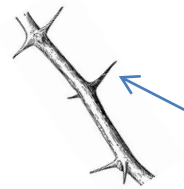
eese



umb



ark



orn



air



ip




ick

13

irteen



oe



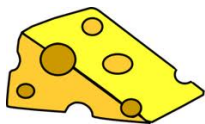
erry



ree



eep



eese



umb



ark

Name _____

1. Fill in the missing vowel team for each picture.
2. Cut and paste each picture under the correct vowel team.

ea words


--	--	--	--

ai words

--	--	--	--

oa words

--	--	--	--



g _ _ t



f l _ _ t




h _ _ t



c _ _ t



r _ _ n



t r _ _ n



s _ _ t



b r _ _ n



t r _ _ t s




s t _ _ n



b _ _ t




m _ _ t



g _ _ t



f l _ _ t



h _ _ t



c _ _ t



r _ _ n



t r _ _ n



s _ _ t



b r _ _ n



t r _ _ t s



s t _ _ n



b _ _ t




m _ _ t

Name _____

1. Fill in the missing middle sounds for each picture.
2. Cut and paste each picture under the correct middle sounds.

oo words


ow words



p _ _ l



c r _ _ n



r _ _ t s



f r _ _ n



s c h _ _ l




t _ _ l s



c _ _



s t _ _ l



s c _ _ p




p l _ _



_ _ l




c l _ _ n



p _ _ l



c r _ _ n



r _ _ t s



f r _ _ n



s c h _ _ l




t _ _ l s



c _ _



s t _ _ l



s c _ _ p



p l _ _



_ _ l




c l _ _ n

Name _____

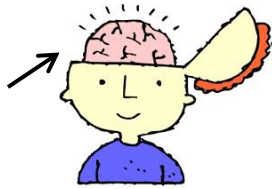
1. Fill in the missing vowel teams for each picture.
2. Cut and paste each picture under the correct vowel team.

ay words


ai words



p _ _




b r _ _ n



h _ _ r



r _ _ n




c l _ _



g r _ _



h _ _




b r _ _ d



c h _ _ r



t r _ _



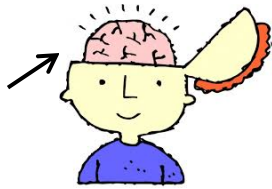
p l _ _



t r _ _ n



p _ _




b r _ _ n



h _ _ r



r _ _ n




c l _ _



g r _ _



h _ _




b r _ _ d



c h _ _ r



t r _ _



p l _ _



t r _ _ n