


Sentence Fun

finding
nouns,
verbs, and
adjectives




Sentence Fun Directions

1. Cut, unscramble, and glue the words to make a real sentence.
2. Write the sentence on the lines in your best handwriting.
3. Circle the noun, adjective, or verb (whichever the directions call for).
4. Write the noun, adjective or verb on the lines in the first box.
5. Draw a picture in the white box to illustrate the sentence.
6. On page 2, answer the question in a full sentence and illustrate it in the big white box below the lines.


Name _____

1. Cut and glue the words below to make a correct sentence.



Blank space for cutting and gluing words to form a sentence.

2. Write the sentence on the lines below.



3. Circle the NOUNS.



Blank lines for writing a sentence.

4. Write the nouns below.

Blank lines for writing nouns.

5. Draw a picture to show the sentence.

Blank space for drawing a picture.


Sheridan 2019

Word bank for sentence construction:

- grow.
- Plants
- to
- need
- water




6. What else does a plant need to grow? Write a sentence and draw it.




Name _____

1. Cut and glue the words below to make a correct sentence.



Blank area for cutting and gluing words to form a sentence.

2. Write the sentence on the lines below.



3. Circle the NOUNS .



Blank lines for writing the sentence.

4. Write the nouns below.

Blank lines for writing nouns.

5. Draw a picture to show the sentence.

Blank area for drawing a picture.

Sheridan '2019

legs.

A


spider

has

eight




6. What can a spider do? Write a sentence and draw it.




Name _____

1. Cut and glue the words below to make a correct sentence.



Blank space for cutting and gluing words to form a sentence.

2. Write the sentence on the lines below.



3. Circle the NOUNS .



Blank lines for writing the sentence.

4. Write the nouns below.

Blank lines for writing nouns, with a dashed midline for handwriting practice.


5. Draw a picture to show the sentence.

Blank space for drawing a picture to illustrate the sentence.

bike. new Dan has a




6. What else does Dan have? Write a sentence and draw it.




Name _____

1. Cut and glue the words below to make a correct sentence.



Blank area for cutting and gluing words to form a sentence.

2. Write the sentence on the lines below.



3. Circle the NOUNS .



Blank lines for writing a sentence.

4. Write the nouns below.

Blank lines for writing nouns.

5. Draw a picture to show the sentence.


Blank area for drawing a picture.

Sheridan '2019




to apples. eat Tom likes

6. What else does Tom like to eat? Write a sentence and draw it.




Name _____

1. Cut and glue the words below to make a correct sentence.



Blank area for cutting and gluing words to form a sentence.

2. Write the sentence on the lines below.



3. Circle the NOUNS .



Blank lines for writing a sentence.

4. Write the nouns below.

Blank lines for writing nouns.

5. Draw a picture to show the sentence.

Blank area for drawing a picture.

Sheridan '2019

chicken

is


That

hot!

soup




6. What else can be hot? Write a sentence and draw it.




Name _____

1. Cut and glue the words below to make a correct sentence.



Blank area for cutting and gluing words to form a sentence.

2. Write the sentence on the lines below.



3. Circle the NOUNS .



Blank lines for writing the sentence.

4. Write the nouns below.

Blank lines for writing nouns.

5. Draw a picture to show the sentence.


Blank area for drawing a picture.

Sheridan '2019

to Mike likes bubbles. blow




6. What else does Mike like to do? Write a sentence and draw it.




Name _____

1. Cut and glue the words below to make a correct sentence.



Blank space for cutting and gluing words to form a sentence.

2. Write the sentence on the lines below.



3. Circle the NOUNS.



Blank lines for writing the sentence.

4. Write the nouns below.

Blank lines for writing nouns, with a dashed midline for handwriting practice.


5. Draw a picture to show the sentence.

Blank space for drawing a picture to illustrate the sentence.

flowers. has That garden pretty




6. What else grows in a garden? Write a sentence and draw it.




Name _____

1. Cut and glue the words below to make a correct sentence.



Blank area for cutting and gluing words to form a sentence.

2. Write the sentence on the lines below.



3. Circle the adjective.



Blank lines for writing a sentence.

4. Write the adjective below.

Blank area with a dashed line for writing an adjective. The word "adjective" is printed at the bottom.

5. Draw a picture to show the sentence.


Blank area for drawing a picture to illustrate the sentence.

Sheridan '2019

Word bank for sentence construction: cakes. yummy My mom makes




6. What else does mom make? Write a sentence and draw it.




Name _____

1. Cut and glue the words below to make a correct sentence.



Blank space for cutting and gluing words to form a sentence.

2. Write the sentence on the lines below.



3. Circle the adjective.



Blank lines for writing a sentence.

4. Write the adjective below.

Blank space with a dashed midline for writing an adjective. The word "adjective" is printed at the bottom of the box.


5. Draw a picture to show the sentence.

Blank space for drawing a picture to illustrate the sentence.

red bike. a Bob rides




6. What else does Bob like to do? Write a sentence and draw it.




Name _____

1. Cut and glue the words below to make a correct sentence.



Blank area for cutting and gluing words to form a sentence.

2. Write the sentence on the lines below.



3. Circle the adjective.



Blank lines for writing a sentence.

4. Write the adjective below.

Blank area with a dashed line for writing an adjective.

adjective


5. Draw a picture to show the sentence.

Blank area for drawing a picture to illustrate the sentence.

Jen fluffy a cat. has




6. What else does Jen have? Write a sentence and draw it.




Name _____

1. Cut and glue the words below to make a correct sentence.



Blank space for cutting and gluing words to form a sentence.

2. Write the sentence on the lines below.



3. Circle the adjective.



Blank lines for writing a sentence.

4. Write the adjective below.

Blank space with a dashed midline for writing an adjective. The word "adjective" is printed at the bottom of the box.


5. Draw a picture to show the sentence.

Blank space for drawing a picture to illustrate a sentence.

Sheridan '2019


Word bank containing the words: don't, I, like, beans., green. A pair of scissors is shown to the right of the bank.

6. What is another food you do not like? Write a sentence and draw it.




Name _____

1. Cut and glue the words below to make a correct sentence.



2. Write the sentence on the lines below.



3. Circle the adjective.



4. Write the adjective below.

adjective


5. Draw a picture to show the sentence.

Sheridan '2019

white cheese. had The pizza




6. What else can you put on a pizza? Write a sentence and draw it.




Name _____

1. Cut and glue the words below to make a correct sentence.



Blank space for cutting and gluing words to form a sentence.

2. Write the sentence on the lines below.



3. Circle the adjective.



Blank lines for writing a sentence.

4. Write the adjective below.

Blank space with a dashed midline for writing an adjective.

adjective

5. Draw a picture to show the sentence.

Blank space for drawing a picture to illustrate the sentence.


Sheridan '2019

Word bank for cutting and gluing:

Kitten	tiny!	is	so	That
--------	-------	----	----	------




6. What else can be tiny? Write a sentence and draw it.




Name _____

1. Cut and glue the words below to make a correct sentence.



Blank space for cutting and gluing words to form a sentence.

2. Write the sentence on the lines below.



3. Circle the adjective.



Blank lines for writing a sentence.

4. Write the adjective below.

Blank space with a dashed line for writing an adjective.

adjective

5. Draw a picture to show the sentence.

Blank space for drawing a picture to illustrate the sentence.

Sheridan '2019

so

scary!


That

monster

is




6. What kind of monster can you create? Write a sentence and draw it.




Name _____

1. Cut and glue the words below to make a correct sentence.



Blank space for cutting and gluing words to form a sentence.

2. Write the sentence on the lines below.



3. Circle the adjective.



Blank lines for writing a sentence.

4. Write the adjective below.

Blank space for writing an adjective, with a dashed midline. The word "adjective" is printed at the bottom of the box.

5. Draw a picture to show the sentence.


Blank space for drawing a picture to illustrate the sentence.

Sheridan '2019

Words to be cut out and glued into the sentence: Bears, have, sharp, claws., very




6. What else does a bear have? Write a sentence and draw it.




Name _____

1. Cut and glue the words below to make a correct sentence.



Blank space for cutting and gluing words to form a sentence.

2. Write the sentence on the lines below.



3. Circle the adjective.



Blank lines for writing a sentence.

4. Write the adjective below.

Blank space with a dashed midline for writing an adjective. The word "adjective" is printed at the bottom of the box.

5. Draw a picture to show the sentence.


Blank space for drawing a picture to illustrate a sentence.

Sheridan '2019

teeth. sharp Sharks have very




6. What else do sharks have? Write a sentence and draw it.




Name _____

1. Cut and glue the words below to make a correct sentence.



Blank space for cutting and gluing words to form a sentence.

2. Write the sentence on the lines below.



3. Circle the adjective.



Blank lines for writing a sentence.

4. Write the adjective below.

Blank space with a dashed midline for writing an adjective. The word "adjective" is printed at the bottom of the box.

5. Draw a picture to show the sentence.


Blank space for drawing a picture to illustrate the sentence.

Sheridan '2019

Word bank for cutting and gluing: clown's, That, nose, red., is




6. What else does a clown have? Write a sentence and draw it.




Name _____

1. Cut and glue the words below to make a correct sentence.



Blank space for cutting and gluing words to form a sentence.

2. Write the sentence on the lines below.



3. Circle the adjective.



Blank lines for writing a sentence.

4. Write the adjective below.

Blank space with a dashed midline for writing an adjective. The word "adjective" is printed at the bottom of the box.


5. Draw a picture to show the sentence.

Blank space for drawing a picture to illustrate a sentence.

Sheridan '2019


Word bank with five dashed boxes containing the words: fast!, run, to, like, I. A pair of scissors is shown at the bottom right corner of the word bank area.

6. What else do you like to do? Write a sentence and draw it.




Name _____

1. Cut and glue the words below to make a correct sentence.



2. Write the sentence on the lines below.



3. Circle the adjective.



4. Write the adjective below.

adjective


5. Draw a picture to show the sentence.

Sheridan '2019

Please bananas. don't eat green




6. What other food is not good to eat? Write a sentence and draw it.




Name _____

1. Cut and glue the words below to make a correct sentence.



Blank space for cutting and gluing words to form a sentence.

2. Write the sentence on the lines below.



3. Circle the adjective.



Blank lines for writing a sentence.

4. Write the adjective below.

Blank space with a dashed midline for writing an adjective.

adjective


5. Draw a picture to show the sentence.

Blank space for drawing a picture to illustrate the sentence.

hair. purple has That boy




6. What is another fun hairdo? Write a sentence and draw it.




Name _____

1. Cut and glue the words below to make a correct sentence.



Blank space for cutting and gluing words to form a sentence.

2. Write the sentence on the lines below.



3. Circle the verb.



Blank lines for writing a sentence.

4. Write the verb below.

Blank space with a dashed midline for writing a verb. The word "verb" is printed at the bottom of the box.

5. Draw a picture to show the sentence.


Blank space for drawing a picture to illustrate a sentence.

Sheridan '2019

Some high. Kids can jump




6. What else can kids do? Write a sentence and draw it.




Name _____

1. Cut and glue the words below to make a correct sentence.



Blank space for cutting and gluing words to form a sentence.

2. Write the sentence on the lines below.



3. Circle the verb.



Blank lines for writing a sentence.

4. Write the verb below.

Blank space with a dashed line for writing a verb.


verb

5. Draw a picture to show the sentence.

Blank space for drawing a picture.


run fast! That dog can

6. What else can a dog do? Write a sentence and draw it.




Name _____

1. Cut and glue the words below to make a correct sentence.



Blank space for cutting and gluing words to form a sentence.

2. Write the sentence on the lines below.



3. Circle the verb.



Blank lines for writing a sentence.

4. Write the verb below.

Blank space with a dashed line for writing a verb.

verb

5. Draw a picture to show the sentence.


Blank space for drawing a picture to show the sentence.

Sheridan '2019

likes That baby to crawl.




6. What else can babies do? Write a sentence and draw it.




Name _____

1. Cut and glue the words below to make a correct sentence.



Blank space for cutting and gluing words to form a sentence.

2. Write the sentence on the lines below.



3. Circle the verb.



Blank lines for writing a sentence.

4. Write the verb below.

Blank space with a dashed line for writing a verb.

verb


5. Draw a picture to show the sentence.

Blank space for drawing a picture to illustrate the sentence.

My sing. sister likes to




6. What else can your sister do? Write a sentence and draw it.




Name _____

1. Cut and glue the words below to make a correct sentence.



Blank area for cutting and gluing words to form a sentence.

2. Write the sentence on the lines below.



3. Circle the verb.



Blank lines for writing a sentence.

4. Write the verb below.

Blank area with a dashed line for writing a verb.

verb

5. Draw a picture to show the sentence.


Blank area for drawing a picture to show the sentence.

Sheridan '2019

Word bank with dashed boxes containing the words: to, All, fish, swim., like




6. What else does a fish like? Write a sentence and draw it.




Name _____

1. Cut and glue the words below to make a correct sentence.



Blank space for cutting and gluing words to form a sentence.

2. Write the sentence on the lines below.



3. Circle the verb.



Blank lines for writing a sentence.

4. Write the verb below.

Blank space with a dashed line for writing a verb.

verb

5. Draw a picture to show the sentence.


Blank space for drawing a picture.

Sheridan '2019

mom My fixes cars. broken




6. What else does mom fix? Write a sentence and draw it.




Name _____

1. Cut and glue the words below to make a correct sentence.



Blank space for cutting and gluing words to form a sentence.

2. Write the sentence on the lines below.



3. Circle the verb.



Blank lines for writing a sentence.

4. Write the verb below.

Blank space with a dashed line for writing a verb.

5. Draw a picture to show the sentence.

Blank space for drawing a picture.

Sheridan '2019

Word bank for cutting and gluing:

shops	for	food.	My	dad
-------	-----	-------	----	-----



6. What else does dad do? Write a sentence and draw it.

Two sets of primary writing lines, each consisting of a solid top line, a dashed middle line, and a solid bottom line.

